

Investor Presentation – March 2021

JB CHEMICALS AND PHARMACEUTICALS LIMITED



Disclaimer



No representation or warranty, express or implied, is made as to, and no reliance should be placed on, the fairness, accuracy, completeness or correctness of the information or opinions contained in this presentation. Such information and opinions are in all events not current after the date of this presentation. Certain statements made in this presentation may not be based on historical information or facts and may be "forward looking statements" based on the currently held beliefs and assumptions of the management JB Chemicals & Pharmaceuticals Limited ("Company" or "JBCPL" or "JB Chemicals & Pharmaceuticals Limited"), which are expressed in good faith and in their opinion reasonable, including those relating to the Company's general business plans and strategy, its future financial condition and growth prospects and future developments in its industry and its competitive and regulatory environment.

Forward-looking statements involve known and unknown risks, uncertainties and other factors, which may cause the actual results, financial condition, performance or achievements of the Company or industry results to differ materially from the results, financial condition, performance or achievements expressed or implied by such forward-looking statements, including future changes or developments in the Company's business, its competitive environment and political, economic, legal and social conditions. Further, past performance is not necessarily indicative of future results. Given these risks, uncertainties and other factors, viewers of this presentation are cautioned not to place undue reliance on these forward-looking statements. The Company disclaims any obligation to update these forward-looking statements to reflect future events or developments.

This presentation is for general information purposes only, without regard to any specific objectives, financial situations or informational needs of any particular person. This presentation does not constitute an offer or invitation to purchase or subscribe for any securities in any jurisdiction, including the United States. No part of it should form the basis of or be relied upon in connection with any investment decision or any contract or commitment to purchase or subscribe for any securities. None of our securities may be offered or sold in the United States, without registration under the U.S. Securities Act of 1933, as amended, or pursuant to an exemption from registration there from. This presentation is confidential and may not be copied or disseminated, in whole or in part, and in any manner.



Today's Speakers



Nikhil Chopra
Chief Executive Officer



Kunal Khanna
President - Transformation



Vijay Bhatt
Chief Financial Officer



Company Overview



Domestic Business Overview



International Business Overview



Key Success Factors



Financial Performance



Company Overview

Corporate Snapshot



40+

Years of operations with consistent track record across multiple businesses

5

Brands among top 300 brands, contributing over 74% of domestic formulations revenues

29%

Growth in chronic therapies* in the domestic formulations business

2,100+

India field force expanded, significantly over FY17-FY20 with therapy-focused segmentation

40+

Regulated/semi-regulated markets of presence through direct operations and distributors

Top 5

Global manufacturer of medicated/herbal lozenges representing a substantial opportunity

8

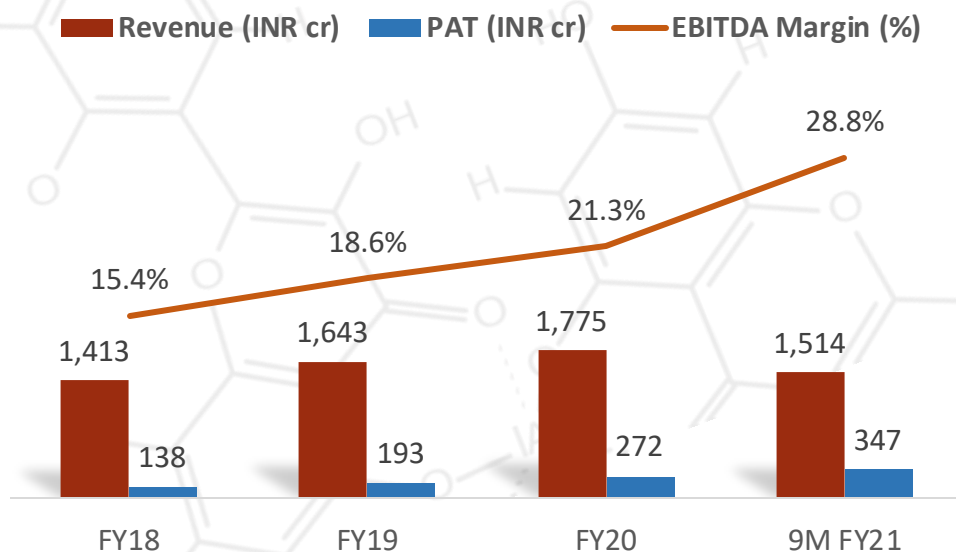
Multi-location plants producing formulations and API's with key global approvals/compliances

****28%**

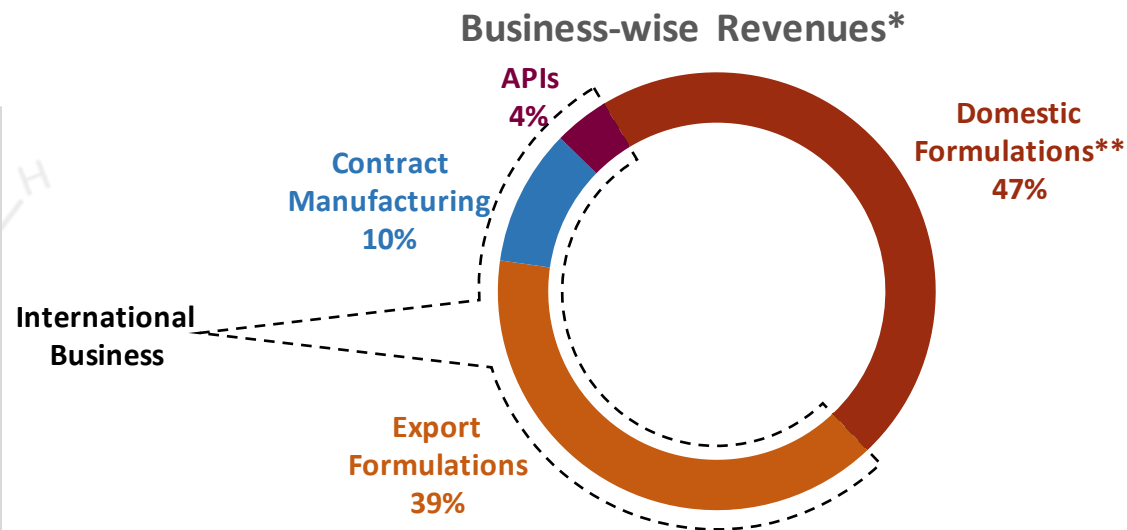
ROCE with strong cash position and consistent cash flow generation

* CAGR over FY16-FY20

** ROCE for FY20; $ROCE = EBIT / (Net\ Worth + Debt - Mutual\ Fund\ Investments)$



Financial Year ends on 31st March



* Based on FY20 Revenues: Rs. 1,775 crore ** Includes Contrast Media

Solid Foundation – Accelerating our growth journey



BUSINESS GROWTH

Therapy diversification in line with core strengths for Domestic Formulations

Leverage sizeable and differentiated CMO capabilities in Lozenges

Augment portfolio offering through R&D, BD/in-licensing and M&A opportunities

PRODUCTIVITY IMPROVEMENT

Continuous thrust on improving productivity & cost structure

Progressive offerings to deepen presence with current customers and international markets

STRONGER GOVERNANCE

Growth objectives supported by new management layer and strong governance framework

Consistent Outperformance in Domestic Formulations



JBCPL is among the fastest growing pharma companies

Leadership position in the covered markets

20% 2x growth in the covered market

30% + share in 5 molecule categories

Position in IPM

28 Rank in IPM; improved 4 ranks vs FY20

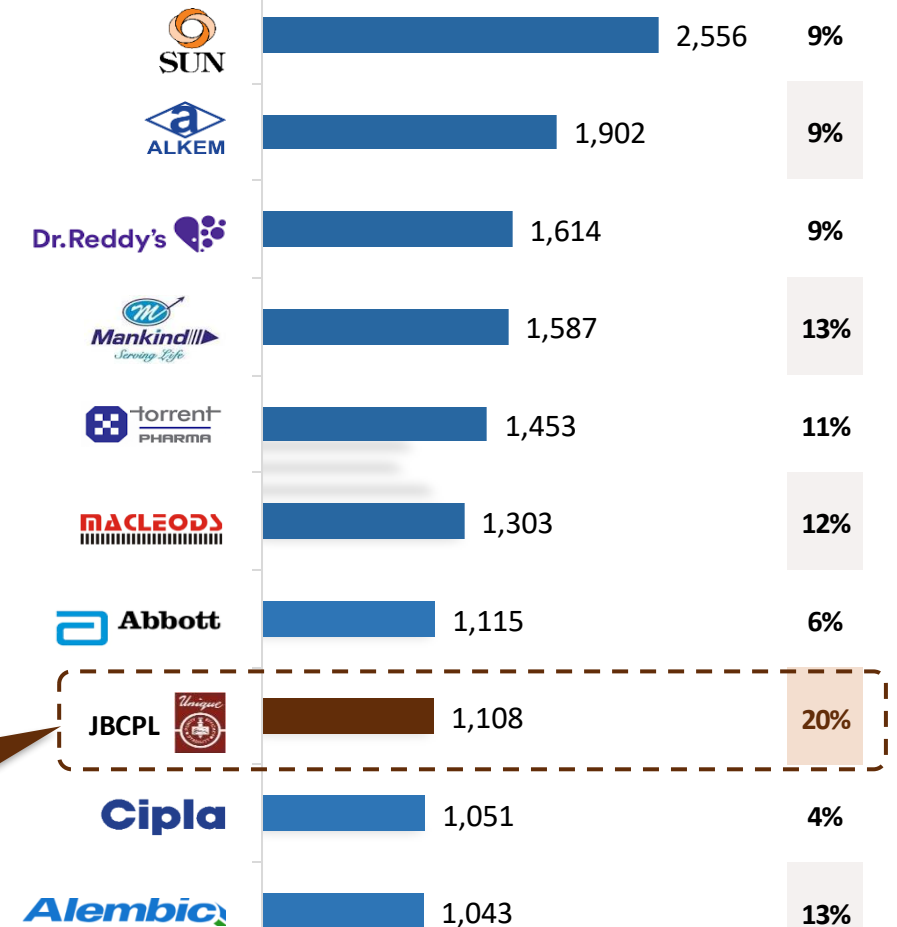
No of brands in Top 300

5 Brands with average growth registered @ 20%+

One of the fastest growing companies amongst top 10 players in the covered market

Market Size INR 154,385 crore **4% ↑**

Covered Market INR 34,494 crore¹ **10% ↑**



■ MAT JAN-21 REVENUES (INR crore) ■ Y-o-Y growth (IMS MAT Jan'20-IMS MAT Jan'21)

Source: IMS Data, 1. Covered market includes all of JBCPL's molecule segments

Note: Data excludes favipiravir

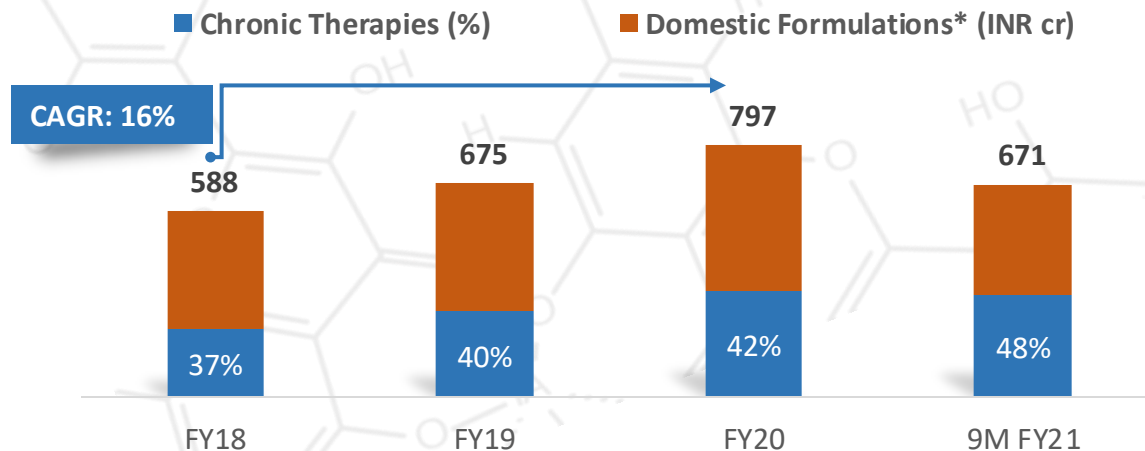
Top-5 brands and Chronic Therapies Driving Growth

Five brands are segment leaders (within Top 300 of IPM) and contribute 74% to domestic formulations revenues

Brand	Therapy	Segment	Segment Position	Market Share	Revenues*	Growth*
Cilacar	Cardiovascular	Calcium channel blocker	#1	50%	254	24%
Nicardia	Cardiovascular	Calcium channel blocker	#1	87%	101	23%
Metrogyl OS	Gastrointestinal	Amoebicide	#1	76%	97	37%
Rantac OS	Gastrointestinal	Anti-peptic ulcerant	#2	40%	224	42%
Cilacar T	Cardiovascular	CCB + ARB	#1	35%	85	31%

*Brand sales are IQVIA published numbers based on MAT Jan'21

Increasing contribution from chronic therapies has driven outperformance

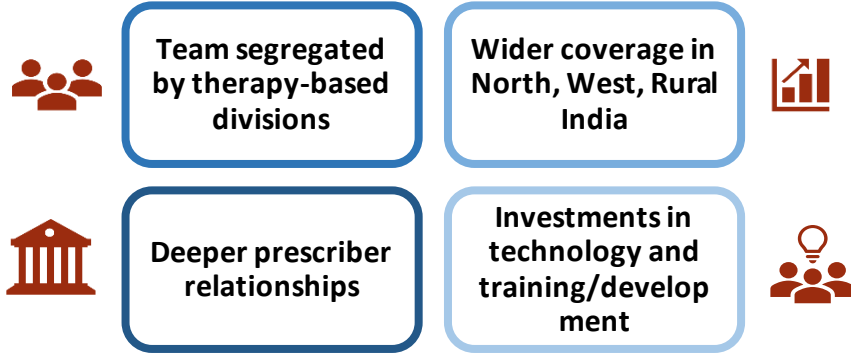


- Big brands continue to drive growth at a higher rate
- Strong expertise on brand extensions and brand life cycle management
 - Cilacar extended to Cilacar T

*Based on internal reported numbers Includes Contrast Media

Leveraging Front-ended Marketing Investments

Market visibility enhanced by front end investments

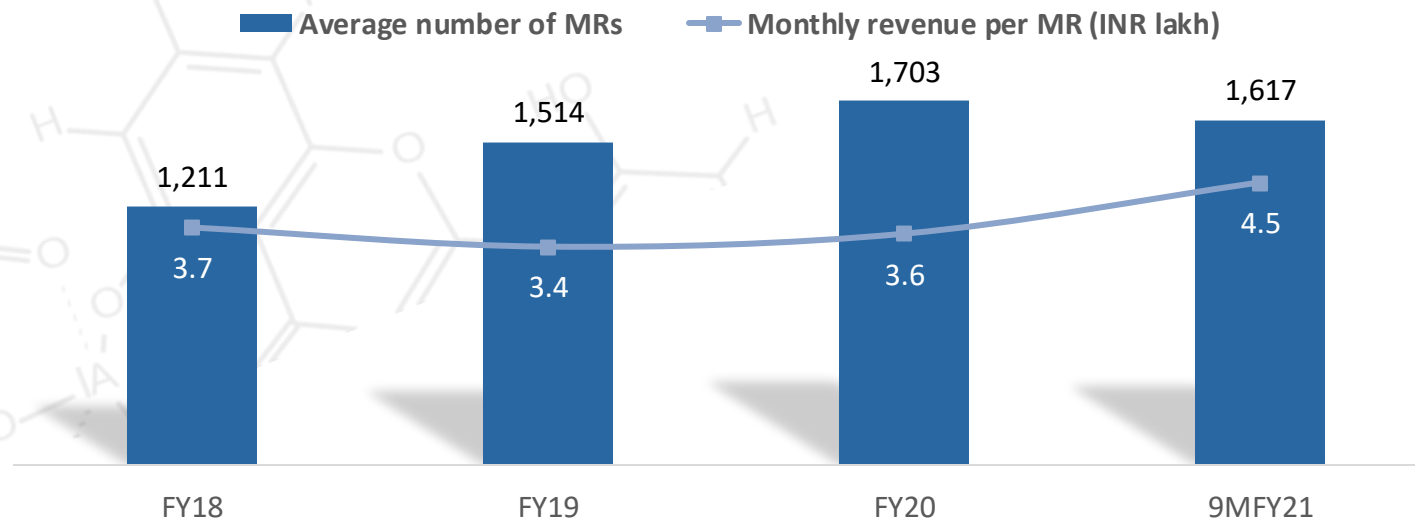


Pan-India presence with a >2,100 strong team provides significant scope for productivity expansion

Extensive doctor and patient connect

Divisional teams service 300K Health Care Practitioners across the country

Key Specialists	Unique DRs covered
Cardiologists	5,000+
Gastroenterologists	1,800
Nephrologists	1,600+
Consulting Physicians	~18,000
Gynacs	~20,000
Pediatricians	~20,000



Our future priorities for India business



			Growth	Productivity
	Strengthen the Core in Chronic – Cardio Metabolic	<ul style="list-style-type: none"> ○ Lead Therapy Shaping initiatives in anti hypertension segment – CCB, ARBs through deeper engagement with other ecosystem providers such as pharmacies ○ Expansion in Diabetes through new launches 	✓	✓
	Explore adjacencies by re-alignment of current divisions	<ul style="list-style-type: none"> ○ Expansion in synergetic therapies areas by leveraging our speciality strengths ○ Deployment of same field force numbers across specialist groups ○ Moving up prescriber pyramid, deeper penetration with: Gastro Nephrology Paedia ENT/ Chest 	✓	✓
	Thrust on Sales Force Automation	<ul style="list-style-type: none"> ○ Through Sales Force Excellence, tighter monitoring for field operations ○ Improved operating leverage ○ Roll out of Ipad for entire field force ○ In-clinic effectiveness through adoption of Digital Technology and Closed Loop Marketing initiatives 		✓
	Life Cycle Management for Bigger Brands	<ul style="list-style-type: none"> ○ Innovative ways for distribution of bigger brands ○ Expansion beyond tier 2 towns 	✓	✓
	Partnerships & acquisitions in core TAs	<ul style="list-style-type: none"> ○ Bolt on acquisitions ○ In-licensing ○ BD/ Partnerships for differentiated formulations 	✓	

Core Objectives and Underlying Initiatives



Current Position

Medium-term
Objective

	Top 30	Top 20
Improving IPM Position		
Higher Contribution from Chronic Therapies	<50% of Domestic Formulations	~60% of Domestic Formulations
Expanding Portfolio of Top Brands	Five brands in Top 300 across 2/3 therapies	8 to 10 sizeable brands across 4/5 therapies
More New Launches	1-2 annual launches	6-8 annual launches
Scale-up in Prescriber Relationships	Physician relationships	Specialist relationships e.g. Cardio/Nephro
Field Force Productivity	On par with industry	~12-14% ramp up from current levels



International Business Overview

International Business: Distinct Operating Models Across Geographies

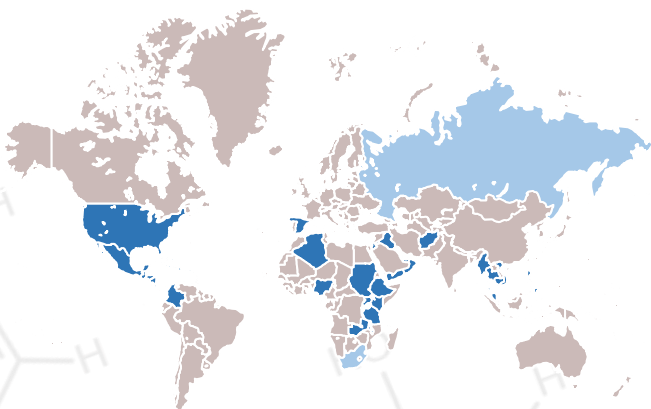


International Formulations

Direct presence in Russia and South Africa

Distributor relationships in the US, Asia, Africa and LatAm

Direct front-end presence Distributor-led model



CMO

Leading global position in \$4.6 bn lozenges market opportunity

Marquee global clients in pharma and consumer sectors

APIs

Leading capabilities with deep customer relationships

Substantial available capacities to drive growth

Manufacturing Capabilities

Tablets, Capsules, Sachets, Liquids, Topicals, Vials, Lozenges, IV Infusions, Bulk Drugs

Compliance Approvals

USFDA, UK, EU, Australia, Canada, Russia, Ukraine, South Africa, Brazil, MOH Japan, MOH Korea, Semi-regulated Markets

International Business Revenues*
Rs. 944 crore

*FY20

Formulations
74%

CMO
19%

APIs
8%

Strong Branded Generics Franchises in International Home Markets (1/2)



Current Position

Strategic Objectives

Russia/CIS



- \$22 billion EM with high entry barriers, high reliance on imported drugs and strong presence of Indian players
- Prescription-led branded generics business with strong brand equity built over three decades of presence
- Strong legacy of building brands – Doktor Mom, Rinza
- Well established relationships with pharmacy chains
- 80-people sales force in Russia, distributors in other CIS countries

- Deeper penetration of 4 key existing brands
- Leverage market position to expand OTC presence – Cough & Cold, Respiratory, Gastro
 - 2 products under launch in FY22
- Accelerated filing of at-least 4 assets by end of FY22 – Identified and under development
- Selective In-license opportunistic products to be launched in < 2 years
- Maximize CIS business opportunity
- Leverage presence to expand footprint in CMO business – Addition of selected customers over next 1-2 years

Strong Branded Generics Franchises in International Home Markets (2/2)



Current Position

Strategic Objectives

South Africa



- \$3.3 billion market with 90% contribution from branded products (BGx, OTC) and a sizeable private market
- 30-people sales force, leveraging product pipeline with increasing attention on private sales channels
- Well entrenched in GX and public market
- Strong relationships with major retail pharmacy chains
- Diversified sourcing strategy of products from JBCPL and outside JBCPL

- Expansion of current Gx model through portfolio augmentation
- Expand base in public market for acquired dossiers – consequently providing opportunities in private market
- Drive COGS and margin improvement to be more competitive in public market
- Potential acquisition of registered dossiers
- Opportunistically explore OTC categories which leverage existing endowment of pharmacy relationships

Distributor-led Presence in International Markets



Current Position

Strategic Objectives

United States



- Generics business focused on delayed release OSD forms, other niche products
- Selective play
- Asset-light, distributor-led model

- Ramp up ANDA filings to 4-6 per year (over next 2 years)
- Monograph products
- Work on backward API integration

ROW



- Asset-light presence across Asia, Africa, Latin America

- Deeper penetration in existing markets only – Depth instead of adding new markets
- Setting up pipeline for portfolio expansion

APIs



- Regulated markets focus, positioned to benefit from India's growing prominence in pharma supply chains
- Backward integration backbone to formulations export business
- Leading position in Diclofenac (NSAID) market

- Expand client base and drive selective product registrations
- Introduction of 3 to 4 new products which comprise a mix of ROW markets and support our ANDA strategy

Specialized CMO Business with Leading Global Position in Lozenges



Contract Manufacturing



Top 5 manufacturer of medical/herbal lozenges with significant market opportunity



Projects also focused on syrups, tablets, ointments and creams



Experience in working with marquee global pharma/consumer client base



Approvals from US, UK, EU, Australia, South Africa, Russia/CIS and Japan



Manufacturing, regulatory, development support mechanisms in place – capacities can support growth objectives

Growth Levers

Deeper penetration with existing customers: explore new opportunities in more geographies

Expand focus on high-potential lozenges segment

Coverage into semi-regulated/other RoW markets

Volume scale-up on existing capacity

Leverage capabilities to manufacture wide variety of dosage forms

Strategic Objectives

Expanding marquee relationships and creating new opportunities in more geographies

Life Cycle Management by entering into contracts during the earlier stage of brand development

Focusing on incremental innovation – eg: center-fill



Key Success Factors

Strengthened Board and Governance Layer



KKR has completed acquisition of 54% stake in the company

KKR has a 44-year track record of private equity investing with EV of completed transactions at over ~\$650 billion and current AUM ~\$252 billion (as of December 31, 2020)

Board re-constituted with induction of eight new directors, including three independent directors



Ranjeet Shahani
(Chairman) Independent Director

40 years' experience incl. healthcare, pharma, health tech

Previously Vice Chairman & Managing Director, Novartis India

Other Board positions:

- Hikal, Ambuja Cements



Sumit Bose
Independent Director

Retired as Union Finance Secretary, Min. of Finance, Govt of India

Also consulted on World Bank, Commonwealth, UNDP projects

Other Board positions:

- Coromandel International, Tata AIG General Insurance Company, HDFC Life Insurance Company, BSE



Padmini Khare Kaicker
Independent Director

Managing Partner of accounting firm B. K. Khare & Co

Multi-sector experience over 24 years

Other Board positions::

- Tata Chemicals, Rallis India, Kotak Mahindra Investment, Tata Cleantech Capital

Experienced and Dynamic Management Team



Nikhil Chopra*
Chief Executive Officer and
Whole Time Director

Over two decades in pharma industry, spearheading breakthrough ideas and creating greater access to high quality treatment and medicines



Kunal Khanna*
President – Transformation

Overall 16 years of experience, responsible for strategic marketing and business transformation



Savya Sachi
President – India Business

35 years of consistent track record of delivering results - growing existing businesses and building new business opportunities



Pradeep Kumar Singh
President – Global Business

Overall experience of over three decades in managing global pharma markets



Dr. Milind Joshi
President – Global Regulatory
Affairs

More than three decades of experience in Regulatory Affairs, R&D and CQA



Vijay Bhatt
Chief Financial Officer

Senior finance professional with experience in strategic financial planning and controlling, fund raising, financial accounting etc



Bhushan Sachdev
Vice President – Supply Chain

More than two decades in Production Planning & Coordination, Supply Chain, Distribution, Procurement and Inventory Management



Mayur Mehta
Vice President – Company
Secretary & Compliance

Rich experience of three decades in corporate laws, securities laws, SEBI regulations, non-litigation and litigation matters



Dilip Singh Rathore*
President – India Business

20 years of experience in Indian and global markets – expertise in Sales & Marketing, Strategic Planning, Portfolio Management. Previously worked with Cipla.



Sridhar Bharadwaj
Vice President – HR

Rich experience of three decades in human resources and talent management. Previously worked with Cadila, Saint Gobain, RPG, Wockhardt etc.




Suresh Bhise
Vice President – IT

30 years in managing IT infrastructure, IT, outsourcing of services, executing complex implementations, stabilization, functionality enhancement of ERPs



Parameshwar Bang
Vice President – Mfg (Daman)

28 years of experience in pharmaceuticals and chemicals managing production and manufacturing operations



Bharat Dhanani
Vice President – Mfg (Panoli)

28 years of experience in pharmaceutical industry, GLP, change control, validation and pharmaceutical research



Stewart Barker
Chief Executive Officer –
South Africa

Responsible for strategic and operational management at the South African subsidiary



Sandeep Nasa
Head of Russia, Ukraine & CIS

23 years' experience in handling the overall operations of subsidiaries in Russia and Ukraine. Based out of Moscow.



Manoj Chitnis*
Vice President – Corporate QA

26 years of experience in corporate quality assurance and quality control function



Jason D'Souza*
Vice President – Investor
Relations

Overall, two decades of experience in Investor Relations and Corporate Strategy in FMCG and Pharmaceutical Industry



Sandeep Rathod*
Vice President – Legal

18+ years of experience in Indian and multinational companies handling litigation and non litigation roles

* Recent inductions over the last six months

Re-investing Operating Surpluses to Accelerate Growth

- Operating scale –
Therapy diversification
with existing field force
in near term
- Higher utilization of
manufacturing/
distribution assets
- Cost rationalization
initiatives



Margin Drivers

Key Investment Areas



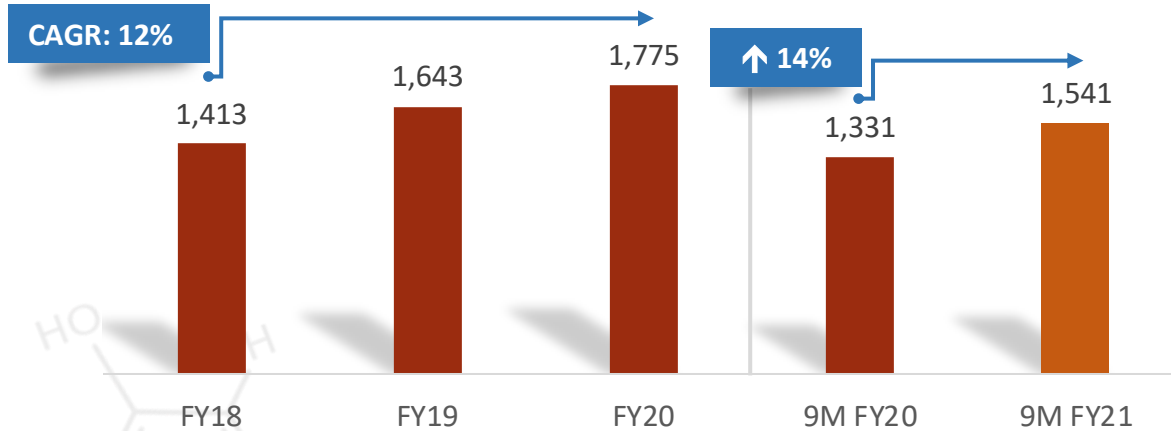
- R&D investments
- Investments in adjacent
therapies
- Adoption of digital
technologies
- Expanding reach beyond
Tier 2 towns
- Bolt on M&A



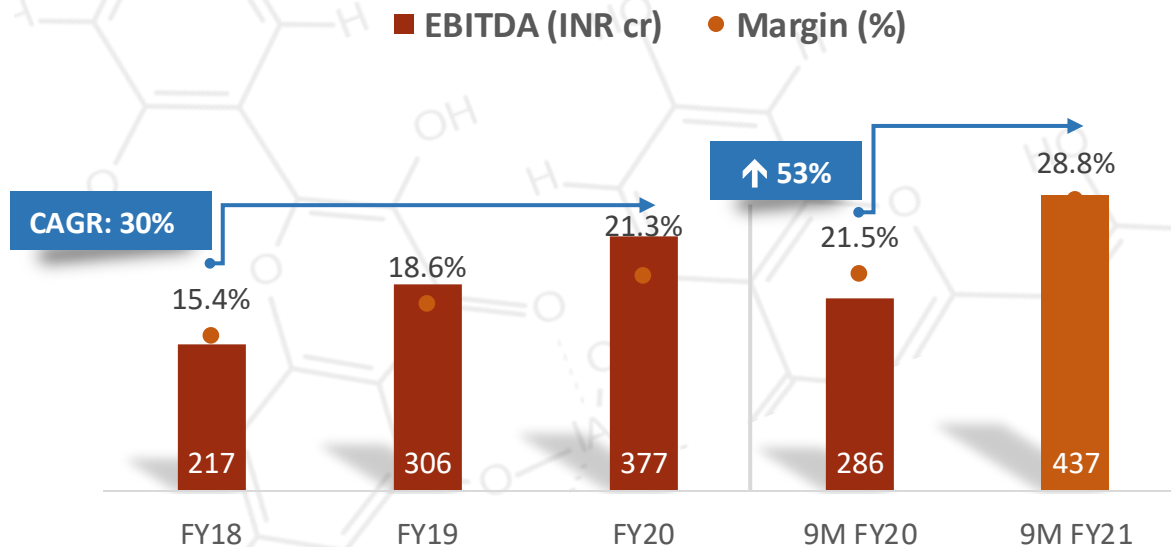
Financial Performance

Strong revenue growth and margin expansion

Revenues (INR cr)

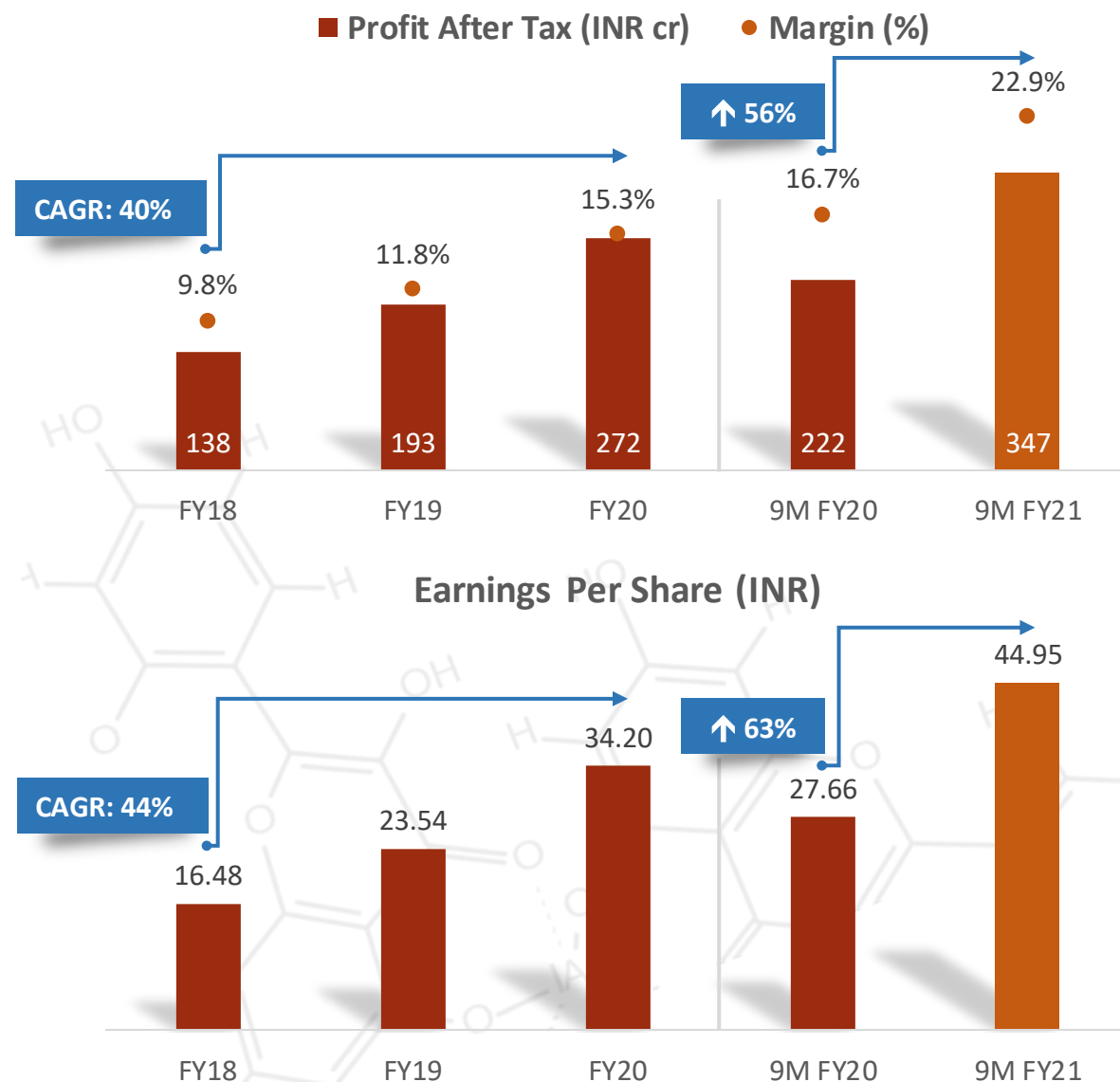


- Growth acceleration driven by re-aligned go-to-market model and greater focus on chronic therapies
- Domestic Formulations maintains outperformance compared to IPM growth rates
- Deeper penetration in existing global markets
- Growing opportunities in CMO and API segments



- Favorable product mix in both domestic and international businesses
- Margin performance continues to be encouraging, driven by growth and operating leverage
- Endeavors to drive cost excellence will continue
- A&P spends have been lower than normal levels during the Covid period

Accelerated profit growth

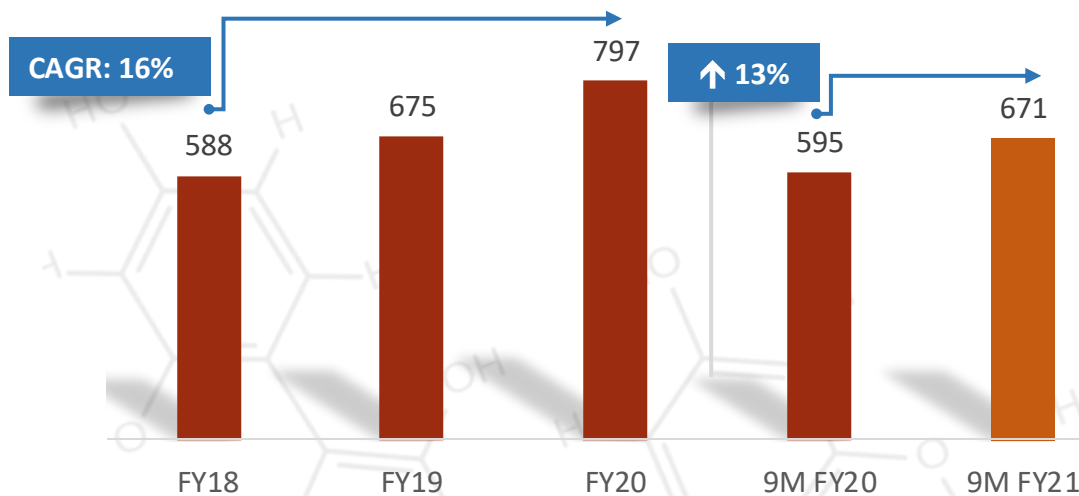


- Debt-free, cash surplus status maintained
- Effective Tax Rate to remain at the current level of ~24%
- Earnings Per Share at Rs. 44.95 per share for 9M FY21
- Interim dividend of Rs. 8.50 per share declared by the company's board after Q3 results

Business contribution – Domestic Formulations



Domestic Formulations* (INR cr)

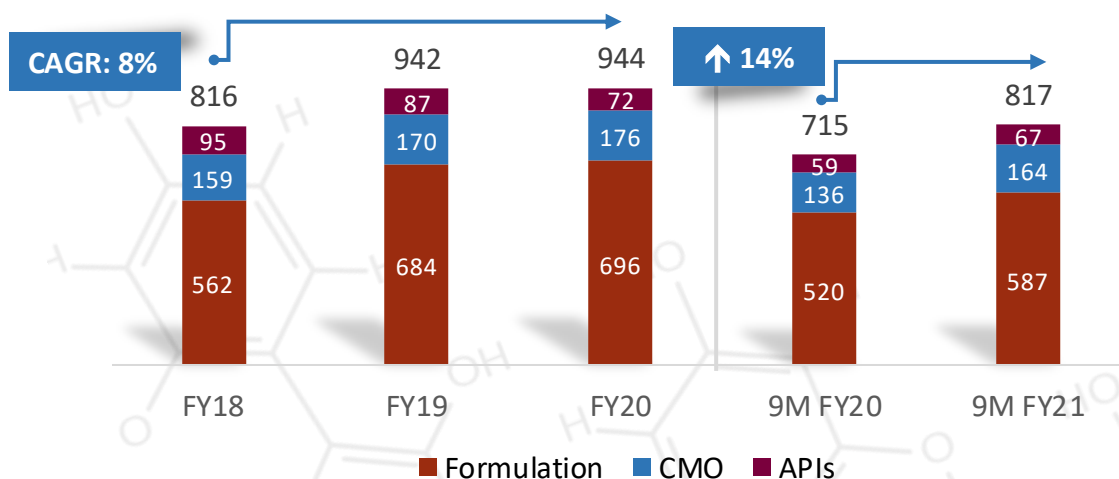


- Consistently outpaced market (18% vs 4.4%: MAT Dec 20)
- Rank improvement from #32 to #28 in the same period
- Growth driven by key chronic segments of presence – cardiovascular/anti-hypertensive
- Top 5 brands improve their market position with 20% + growth rate
- Created new markets beyond Tier 2 towns for big brands
- Improved doctor/prescriber coverage trends and anticipated revival in acute, expect the healthy domestic trend to continue

Business contribution - International



International Business* (INR cr)

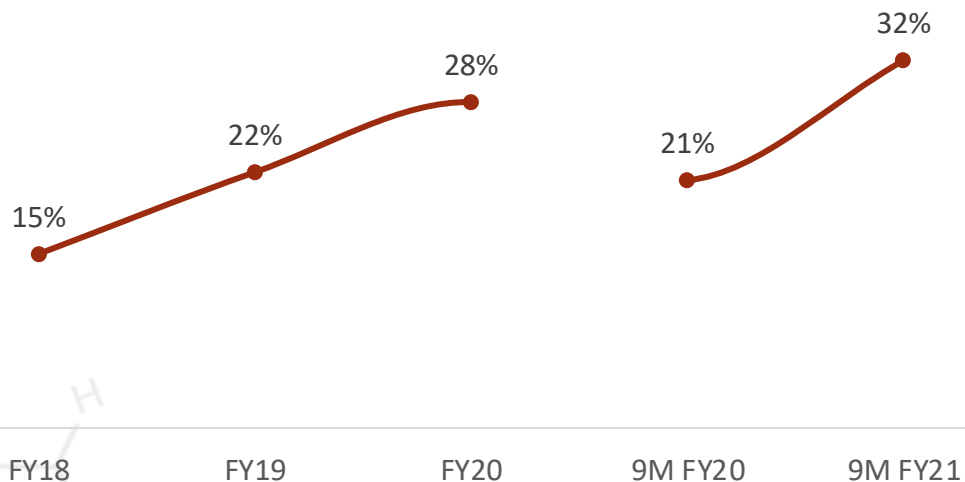


- Exports order book remains strong
- South Africa and USA have been growth contributors in the recent period
- Order flows from Contract Manufacturing clients are gradually improving
- API demand has stabilized and now continues to deliver healthy growth performance
- With Covid situation normalizing, expect demand revival going forward in Latin America, Russia/CIS, Africa and South East Asia

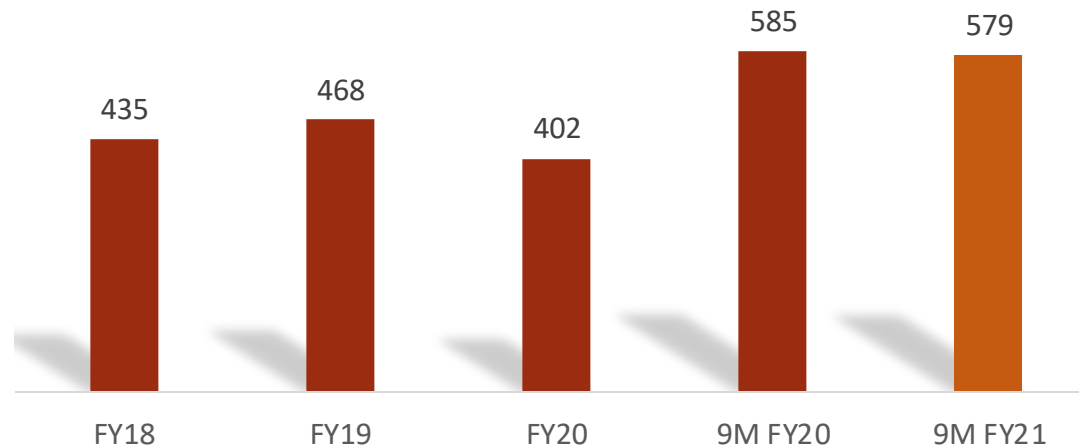
Substantial improvements in shareholder returns and consistent cash generation



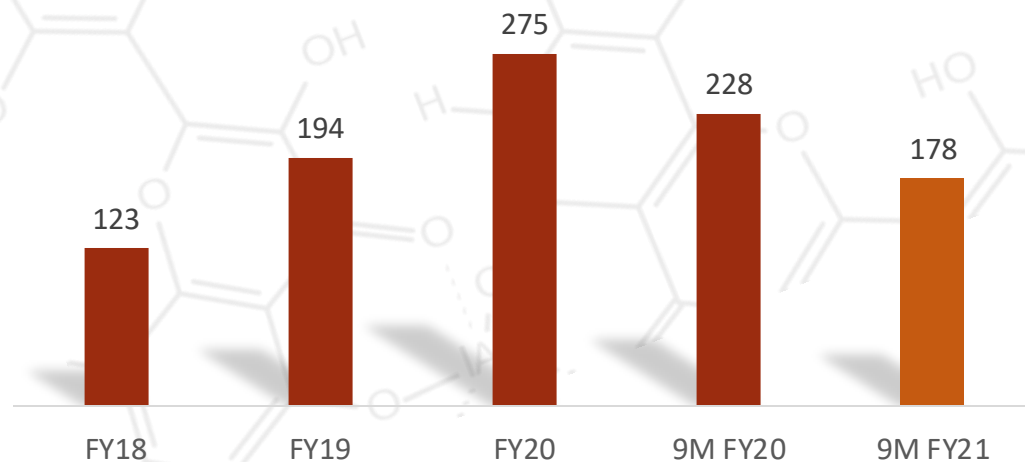
ROCE*



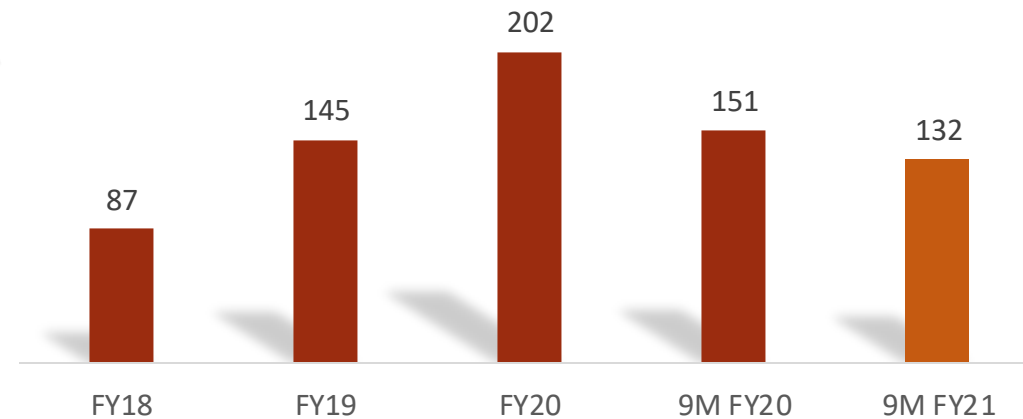
Net Cash Position (INR cr)



Operating Cash Flow (INR cr)



Free Cash Flow (INR cr)



* ROCE = EBIT/(Net Worth + Debt - Mutual Fund Investments)

Financial Performance



Particulars (Rs. Crore)	FY18	FY19	FY20	CAGR	9M FY20	9M FY21	YoY Growth
Revenue from Operations	1,413.0	1,643.2	1,774.7	12.1%	1,331.2	1,514.1	13.7%
Cost of Goods Sold	537.8	596.5	630.8	8.3%	483.8	507.0	4.8%
Employee Benefit Expenses	251.1	288.2	322.9	13.4%	237.4	254.4	7.2%
Other Expenses	406.8	453.2	443.4	4.4%	324.1	316.1	-2.5%
EBITDA	217.3	305.3	377.6	31.8%	285.9	436.6	52.7%
EBITDA Margin	15.4%	18.6%	21.3%		21.5%	28.8%	
Depreciation	57.0	55.6	66.3	7.8%	48.9	52.1	6.5%
Finance Costs	3.5	4.2	3.0	-7.4%	2.5	6.6	164.0%
Other Income	37.1	41.4	50.7	16.9%	47.5	87	83.2%
Profit Before Exceptional Items and Tax	193.9	286.9	359.0	36.0%	282	465	64.9%
Exceptional Items	0	0	10.0		0	0	
Profit Before Tax	193.9	286.9	349.0	34.1%	282.00	464.90	64.9%
Tax Expenses	55.2	93.0	76.5	17.7%	59.5	117.2	97.0%
Net Profit After Tax	138.70	193.90	272.50	40.1%	222.50	347.70	56.3%
Paid-up Equity Share Capital	16.7	16	15.5		16.0	15.5	
Diluted EPS (Rs.)	16.5	23.5	34.2		27.7	45	

* Profit Before Tax for 9M FY21 includes non-recurring income of ~Rs. 34 crore related to sale of product registration, marketing authorization along with trademark. The transacted asset has not been contributing to the company's revenues.

Organic growth to sustain at a higher pace than industry

Infrastructure and resources available to support growth in near and mid term

Incremental focus on R&D

Prudently investing business gains in growth initiatives

Well-considered evaluation of synergistic and value-accretive M&A opportunities

About J.B. Chemicals & Pharmaceuticals Limited



J.B. Chemicals and Pharmaceuticals Limited (JBCPL) (BSE: 506943 | NSE: JBCHEPHARM | ISIN: INE572A01028), established in 1976, is one of India's leading pharmaceutical companies. An integrated, publicly-listed organization with a focus on supplying affordable, quality products both in India and internationally, JBCPL is trusted by healthcare professionals globally. Today, JBCPL exports to over 40 countries across the world and earns more than half its revenue from its international business. JBCPL is widely committed to manufacturing a range of innovative specialty products that include various pharmaceutical dosage forms like tablets, injectable (vials, ampoules, form fill seal), creams & ointments, lozenges, herbal liquids and capsules. JBCPL has its headquarters in India's financial capital, Mumbai. With a domestic sales force of 2,000 people, several internationally approved state-of-the-art manufacturing units, a research and development center, and subsidiaries abroad, JBCPL has a consistent track record of enhancing value for its shareholders.

For more details on J.B. Chemicals and Pharmaceuticals Limited, please visit www.jbcpl.com.

For further information, please contact:

Vijay Bhatt, Chief Financial Officer

J B Chemicals and Pharmaceuticals Limited,

Tel: +91 22 2439 5200 / 2439 5500

Email: Vijay.Bhatt@jbcpl.com

Jason D'Souza, Vice President – Investor Relations

J B Chemicals and Pharmaceuticals Limited,

Tel: +91 982 021 5005


Email: Jason.Dsouza@jbcpl.com

Shiv Muttoo / Shruti Joshi

CDR India

Tel: +91 983 355 7572 / +91 750 656 7349

Email: shiv@cdr-india.com / shruti@cdr-india.com



Thank You